

RESPECT

Packet



Name _____

Respect Acrostic Poem

R espect
E arth
S elf
D roperty
erly

Name _____

How Can I Show Respect?

Brush
my
teeth



Raise my
hand



At school

To the earth

ean up
litter




Respect

To show regard or
consideration for others

- I don't agree with what you are saying, but I will respect your thoughts.
- I will follow school rules and show school pride.



Respect yourself
and others 😊



Respect

SUGGESTED ACTIVITIES

This resource is meant to be used by: Gen. Ed and Spec. Ed. Teachers, School Counselors, Social Workers, Speech Therapists, Homeschooling and other Parents, Behavior Specialists, and other Specialists. Please read through all activities, and choose suggestions most appropriate for you.

Directions

Focus on respect by discussing this virtue and poster. To deepen it's meaning, focus on an activity, suggestion, book, or printable. Once an understanding of this trait has been achieved and demonstrated, present award(s).

Activities

- Read books focusing on respect. See the *Respect Reading Suggestions* list provided.
- Discuss and display the *Respect and Self-Respect Posters* provided.
- Start a discussion using the *Respect Questions* that are provided. [Respect Task Cards](#) (with 40 respect questions) may be purchased separately to supplement this if desired.
- Pass out *Respect Vouchers* provided to students/children showing respect in the classroom, therapy office, home, or other setting, when appropriate.
- Complete the *How Can I Show Respect?* printable provided. If used by a specialist or parent, and desired, substitute the word "school" for other appropriate learning environment, such as: speech classroom, school counselor's classroom/office, special education classroom, library, therapy office, homeschool environment, etc.
- Complete the *Respectful Behavior* printable provided.
- Complete the *Being Respectful* printable provided.
- Complete the *What Does Respect Mean?* printable provided.
- Complete the *Respectful Acrostic Poem* printable provided.
- Complete the *Respectful words* printable provided.
- Focus on social skills related to respect throughout this unit, (and always). Practice and encourage these skills, and praise children when they are caught demonstrating social skills. See examples of some social skills on teaching guide.
- Role play respect scenarios. Pairs or groups may role play in front of the entire class/group if desired. If working independently, specialists or parents may role play with the child. Discuss feelings, and empathy in regards to the situations. Focus on clear communication and social skills.
- Write appreciation letters to parents, grandparents, school leaders, authority figures, role models, friends, or siblings expressing respect. *Respectful Thoughts* printable may be used to write these letters if desired.

Respect

SUGGESTED ACTIVITIES

(CONTINUED)

Activities

- Make a paper chain with a class or group by providing a thin strip of colored paper to each student. Each student writes one way to show respect on the chain, and decorates it. Collect all the strips of paper. Loop each strip together by stapling each strip in a circle and looping the circles together. If working with a class, display the chain in the classroom. If working with a small group, each child may verbally share what they wrote on the strip with everyone in the group. If working individually with a child, make a paper chain by providing 5 thin strips of colored paper to that child. The child writes one way to show respect on each strip of paper and decorates it. Loop each strip together by stapling each strip in a circle and looping the circles together. Give the chain to the child to keep.
- Discuss ways to respect the earth, school or other learning environment, home, classroom, community, and oneself. Teachers may choose to provide bags to each child and walk around the school grounds collecting garbage, while talking about respecting property along the way.
- Show respect to the earth by growing plants. Teachers may choose to plant a small garden on school grounds if possible. Alternatively, teachers may provide small pots to each student and grow plants from seeds in the classroom. The plants may be sent home for children to plant in their backyard. Specialists may choose to send seeds home with the child for them to plant on their own. Parents may choose to grow a small garden with their child.
- Discuss manners, including polite greetings, proper hand shakes, speaking in a nice tone, and giving eye contact. Teachers and specialists may pair children or make groups to practice politeness. Parents may choose to practice with their child. Discuss feelings brought up when acting in a polite or rude manner.
- Make rules focusing on respect. Teachers may choose to focus rules on the classroom environment. Specialists may focus rules on the specialist's learning environment, (therapy office, speech classroom, school counselor's office, special education classroom, library, or other appropriate learning area). Parents may focus rules on the homeschool learning environment, or home. Discuss the importance of rules, and what would happen if we didn't have rules.
- At the end of this unit, pass out the *Respect* and *Self-Respect Awards* provided.

Respect

TEACHING GUIDE

Answers may vary throughout this unit. Accept all reasonable answers. Use the following guide as a reference on respect.

Definitions

Respect

To show regard or consideration for others.

Self-Respect

Pride and honor in oneself, and behaving with honor and dignity.

Disrespect

Disregard or rude behavior.

Social Skills

Social skills are skills facilitating interaction and communication with others. Be on the lookout for these and other social skills related to respect:

- Positive interactions (e.g., smiling, active listening, politeness)
- Active listening (e.g., providing feedback to the person so they know you have heard them. Some good listening skills include: providing eye contact, facing the person, using appropriate body language, and not interrupting)
- Waiting patiently (e.g., waiting your turn to speak)
- Accepting differences (e.g., recognizing everyone is unique and should be respected and included; respecting differences)
- Showing consideration (e.g., raising your hand and waiting to be called on, and showing respect for others)
- Praising others (e.g., no put downs, complimenting others when they have done something good)
- Clear communication (e.g., communicating clearly in a positive, polite, and respectful manner, and practicing non-verbal communication skills such as reading body language)
- Resolving conflicts (e.g., showing empathy to all people involved, and resolving the problem in a respectful manner)
- Remaining calm when frustrated (e.g., staying focused and controlling behavior, when faced with a disrespectful situation)
- Accepting responsibility (e.g., acknowledging mistakes, asking for forgiveness, and learning from mistakes made)
- Showing good manners (e.g., saying thank you and greeting people)
- Respecting yourself and others (e.g., taking care of yourself; accepting, cooperating, sharing, being kind, and listening to others)
- Seeking attention in an appropriate manner (e.g., speaking in a polite tone and showing patience)
- Showing an interest in others (e.g., asking questions)
- Understanding the impact of your behavior on others (e.g., being quiet in a library so that you don't disturb others)

Respect

QUESTIONS

These questions are meant to aid in starting a group or individual discussion on respect. You may choose to write and display questions/responses, use for independent writing prompts, or use in role play scenarios. [Respect Task Cards](#) (with 40 respect questions) may be purchased separately to supplement this if desired.

- What does respect mean? (To show regard or consideration for others)
- What does self-respect mean? (Pride and honor in oneself, and behaving with honor and dignity)
- What does disrespect mean? (disregard or rude behavior)
- What are some qualities of a respectful person?
- Have do you show respect to others?
- Why should you show respect?
- Has anyone been disrespectful to you? How did you handle the situation?
- Is it respectful to be polite? What are polite ways to show respect?
- How can you show respect at school? At home? In the Community? At a friend's house?
- How do you show respect to yourself?
- How can you teach others to be respectful?
- Is there a connection between showing respect and apologizing when you are wrong? What are some ways to apologize?
- Is there a connection between showing respect and helping people? What are some ways you can help people?
- What does it mean when people say to respect your elders?
- What is a bully? Is bullying an act of respect?
- Does being respectful help to prevent fights?
- What are respectful ways to communicate?
- Can you name some jobs that people respect in the community?
- Should you show respect even when others around you do not?
- How can you show respect to the environment?



Name _____


How Can I Show Respect?

To myself

At home

At school

To the earth





Name _____

Respectful Behavior




Some of these activities show respect, while others do not. If the activity shows respectful behavior, write "Y" for yes. If it does not show respectful behavior, write "N" for no.


- _____ 1. Calling others hurtful names
- _____ 2. Being quiet in a library
- _____ 3. Listening to adults and giving eye contact
- _____ 4. Not taking care of yourself
- _____ 5. Bullying, hitting and hurting others
- _____ 6. Picking up litter and keeping the earth clean
- _____ 7. Making fun on people
- _____ 8. Not caring about other people's feelings
- _____ 9. Using good manners and language
- _____ 10. Taking turns and sharing
- _____ 11. Interrupting and not listening
- _____ 12. Apologizing when you are wrong



Name _____

Being Respectful...

	Write answers below	Draw pictures below
<p>Sounds like...</p> 		
<p>Looks like...</p> 		
<p>Feels like...</p> 		



Name _____

Respectful People

Think of people who show respect and write their name on the line. These can be people you personally know, famous people, or yourself!

1. _____ opens the door for others.
2. _____ listens to their teacher in class.
3. _____ chews with their mouth closed.
4. _____ speaks in a polite tone.
5. _____ is a successful leader.
6. _____ helps people in need.
7. _____ does not talk back to their parents.
8. _____ listens well and does not interrupt.
9. _____ takes care of the environment.
10. _____ is showing respect right now.



Respectful Thoughts!



Dear _____

I respect you because _____

From, _____

© 2015 Jennifer Jones @ Penelope's Portfolio-Social Skills



Respectful Thoughts!



Dear _____

I respect you because _____

From, _____

© 2015 Jennifer Jones @ Penelope's Portfolio-Social Skills

Name _____

What Does Respect Mean?

What does respect mean to you? Write your definition in the bubble.

Respect means...






Name _____

Respect Acrostic Poem

R
E
S
P
E
C
T



Name _____

Respectful

What words can you make out of the word respectful? The first one has been done for you.

rest

Respect

READING SUGGESTIONS

Clifford's Manners by Norman Bridwell

Giraffes Can't Dance by Giles Andreae

I am a Booger...Treat Me With Respect! by Julia Cook

Mean Billy Joe Gill: and The Truth about Respect by Joanna Weaver

My Mouth Is a Volcano by Julia Cook

The Berenstain Bears Forget Their Manners by Jan and Stan Berenstain

The Berenstain Bears Show Some Respect by Jan and Stan Berenstain

The Ugly Duckling by Hans Christian Anderson

The Worst Day of My Life Ever! by Julia Cook

What is Everybody Did That? by Ellen Javernick



Respect

SUGGESTED ACTIVITIES

This resource is meant to be used by: Gen. Ed and Spec. Ed. Teachers, School Counselors, Social Workers, Speech Therapists, Homeschooling and other Parents, Behavior Specialists, and other Specialists. Please read through all activities, and choose suggestions most appropriate for you.

Directions

Focus on respect by discussing this virtue and poster. To deepen it's meaning, focus on an activity, suggestion, book, or printable. Once an understanding of this trait has been achieved and demonstrated, present award(s).

Activities

- Read books focusing on respect. See the *Respect Reading Suggestions* list provided.
- Discuss and display the *Respect and Self-Respect Posters* provided.
- Start a discussion using the *Respect Questions* that are provided. [Respect Task Cards](#) (with 40 respect questions) may be purchased separately to supplement this if desired.
- Pass out *Respect Vouchers* provided to students/children showing respect in the classroom, therapy office, home, or other setting, when appropriate.
- Complete the *How Can I Show Respect?* printable provided. If used by a specialist or parent, and desired, substitute the word "school" for other appropriate learning environment, such as: speech classroom, school counselor's classroom/office, special education classroom, library, therapy office, homeschool environment, etc.
- Complete the *Respectful Behavior* printable provided.
- Complete the *Being Respectful* printable provided.
- Complete the *What Does Respect Mean?* printable provided.
- Complete the *Respectful Acrostic Poem* printable provided.
- Complete the *Respectful words* printable provided.
- Focus on social skills related to respect throughout this unit, (and always). Practice and encourage these skills, and praise children when they are caught demonstrating social skills. See examples of some social skills on teaching guide.
- Role play respect scenarios. Pairs or groups may role play in front of the entire class/group if desired. If working independently, specialists or parents may role play with the child. Discuss feelings, and empathy in regards to the situations. Focus on clear communication and social skills.
- Write appreciation letters to parents, grandparents, school leaders, authority figures, role models, friends, or siblings expressing respect. *Respectful Thoughts* printable may be used to write these letters if desired.

Respect

SUGGESTED ACTIVITIES

(CONTINUED)

Activities

- Make a paper chain with a class or group by providing a thin strip of colored paper to each student. Each student writes one way to show respect on the chain, and decorates it. Collect all the strips of paper. Loop each strip together by stapling each strip in a circle and looping the circles together. If working with a class, display the chain in the classroom. If working with a small group, each child may verbally share what they wrote on the strip with everyone in the group. If working individually with a child, make a paper chain by providing 5 thin strips of colored paper to that child. The child writes one way to show respect on each strip of paper and decorates it. Loop each strip together by stapling each strip in a circle and looping the circles together. Give the chain to the child to keep.
- Discuss ways to respect the earth, school or other learning environment, home, classroom, community, and oneself. Teachers may choose to provide bags to each child and walk around the school grounds collecting garbage, while talking about respecting property along the way.
- Show respect to the earth by growing plants. Teachers may choose to plant a small garden on school grounds if possible. Alternatively, teachers may provide small pots to each student and grow plants from seeds in the classroom. The plants may be sent home for children to plant in their backyard. Specialists may choose to send seeds home with the child for them to plant on their own. Parents may choose to grow a small garden with their child.
- Discuss manners, including polite greetings, proper hand shakes, speaking in a nice tone, and giving eye contact. Teachers and specialists may pair children or make groups to practice politeness. Parents may choose to practice with their child. Discuss feelings brought up when acting in a polite or rude manner.
- Make rules focusing on respect. Teachers may choose to focus rules on the classroom environment. Specialists may focus rules on the specialist's learning environment, (therapy office, speech classroom, school counselor's office, special education classroom, library, or other appropriate learning area). Parents may focus rules on the homeschool learning environment, or home. Discuss the importance of rules, and what would happen if we didn't have rules.
- At the end of this unit, pass out the *Respect* and *Self-Respect Awards* provided.

Respect

TEACHING GUIDE

Answers may vary throughout this unit. Accept all reasonable answers. Use the following guide as a reference on respect.

Definitions

Respect

To show regard or consideration for others.

Self-Respect

Pride and honor in oneself, and behaving with honor and dignity.

Disrespect

Lack of respect or courtesy.

Social Skills

Social skills are skills facilitating interaction and communication with others. Be on the lookout for these and other social skills related to respect:

- Positive interactions (e.g., smiling, active listening, politeness)
- Active listening (e.g., providing feedback to the person so they know you have heard them. Some good listening skills include: providing eye contact, facing the person, using appropriate body language, and not interrupting)
- Waiting patiently (e.g., waiting your turn to speak)
- Accepting differences (e.g., recognizing everyone is unique and should be respected and included; respecting differences)
- Showing consideration (e.g., raising your hand and waiting to be called on, and showing respect for others)
- Praising others (e.g., no put downs, complimenting others when they have done something good)
- Clear communication (e.g., communicating clearly in a positive, polite, and respectful manner, and practicing non-verbal communication skills such as reading body language)
- Resolving conflicts (e.g., showing empathy to all people involved, and resolving the problem in a respectful manner)
- Remaining calm when frustrated (e.g., staying focused and controlling behavior, when faced with a disrespectful situation)
- Accepting responsibility (e.g., acknowledging mistakes, asking for forgiveness, and learning from mistakes made)
- Showing good manners (e.g., saying thank you and greeting people)
- Respecting yourself and others (e.g., taking care of yourself; accepting, cooperating, sharing, being kind, and listening to others)
- Seeking attention in an appropriate manner (e.g., speaking in a polite tone and showing patience)
- Showing an interest in others (e.g., asking questions)
- Understanding the impact of your behavior on others (e.g., being quiet in a library so that you don't disturb others)

Respect

QUESTIONS

These questions are meant to aid in starting a group or individual discussion on respect. You may choose to write and display questions/responses, use for independent writing prompts, or use in role play scenarios. [Respect Task Cards](#) (with 40 respect questions) may be purchased separately to supplement this if desired.

- What does respect mean? (To show regard or consideration for others)
- What does self-respect mean? (Pride and honor in oneself, and behaving with honor and dignity)
- What does disrespect mean? (disregard or rude behavior)
- What are some qualities of a respectful person?
- Have do you show respect to others?
- Why should you show respect?
- Has anyone been disrespectful to you? How did you handle the situation?
- Is it respectful to be polite? What are polite ways to show respect?
- How can you show respect at school? At home? In the Community? At a friend's house?
- How do you show respect to yourself?
- How can you teach others to be respectful?
- Is there a connection between showing respect and apologizing when you are wrong? What are some ways to apologize?
- Is there a connection between showing respect and helping people? What are some ways you can help people?
- What does it mean when people say to respect your elders?
- What is a bully? Is bullying an act of respect?
- Does being respectful help to prevent fights?
- What are respectful ways to communicate?
- Can you name some jobs that people respect in the community?
- Should you show respect even when others around you do not?
- How can you show respect to the environment?



Name _____


How Can I Show Respect?


To myself

At home

At school

To the earth





Name _____

Respectful Behavior




Some of these activities show respect, while others do not. If the activity shows respectful behavior, write "Y" for yes. If it does not show respectful behavior, write "N" for no.

- _____ 1. Calling others hurtful names
- _____ 2. Being quiet in a library
- _____ 3. Listening to adults and giving eye contact
- _____ 4. Not taking care of yourself
- _____ 5. Bullying, hitting and hurting others
- _____ 6. Picking up litter and keeping the earth clean
- _____ 7. Making fun on people
- _____ 8. Not caring about other people's feelings
- _____ 9. Using good manners and language
- _____ 10. Taking turns and sharing
- _____ 11. Interrupting and not listening
- _____ 12. Apologizing when you are wrong



Name _____

Being Respectful...

	Write answers below	Draw pictures below
Sounds like... 		
Looks like... 		
Feels like... 		



Name _____

Respectful People

Think of people who show respect and write their name on the line. These can be people you personally know, famous people, or yourself!

1. _____ opens the door for others.
2. _____ listens to their teacher in class.
3. _____ chews with their mouth closed.
4. _____ speaks in a polite tone.
5. _____ is a successful leader.
6. _____ helps people in need.
7. _____ does not talk back to their parents.
8. _____ listens well and does not interrupt.
9. _____ takes care of the environment.
10. _____ is showing respect right now.



Respectful Thoughts!



Dear _____

I respect you because _____

From, _____

© 2015 Jennifer Jones @ Penelope's Portfolio-Social Skills



Respectful Thoughts!



Dear _____

I respect you because _____

From, _____


© 2015 Jennifer Jones @ Penelope's Portfolio-Social Skills


Name _____

What Does Respect Mean?

What does respect mean to you? Write your definition in the bubble.

Respect means...






Name _____

Respect Acrostic Poem

R
E
S
P
E
C
T



Name _____

Respectful

What words can you make out of the word respectful? The first one has been done for you.

rest

Respect

READING SUGGESTIONS

Clifford's Manners by Norman Bridwell

Giraffes Can't Dance by Giles Andreae

I am a Booger...Treat Me With Respect! by Julia Cook

Mean Billy Joe Gill: and The Truth about Respect by Joanna Weaver

My Mouth Is a Volcano by Julia Cook


The Berenstain Bears Forget Their Manners by Jan and Stan Berenstain

The Berenstain Bears Show Some Respect by Jan and Stan Berenstain

The Ugly Duckling by Hans Christian Anderson

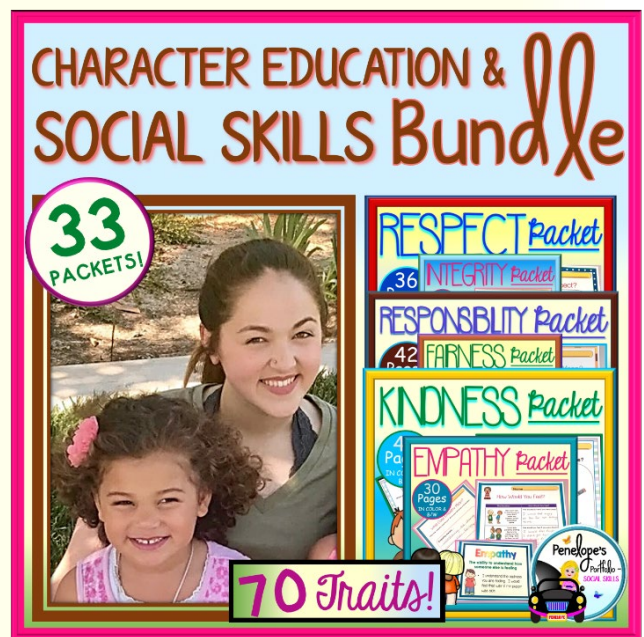
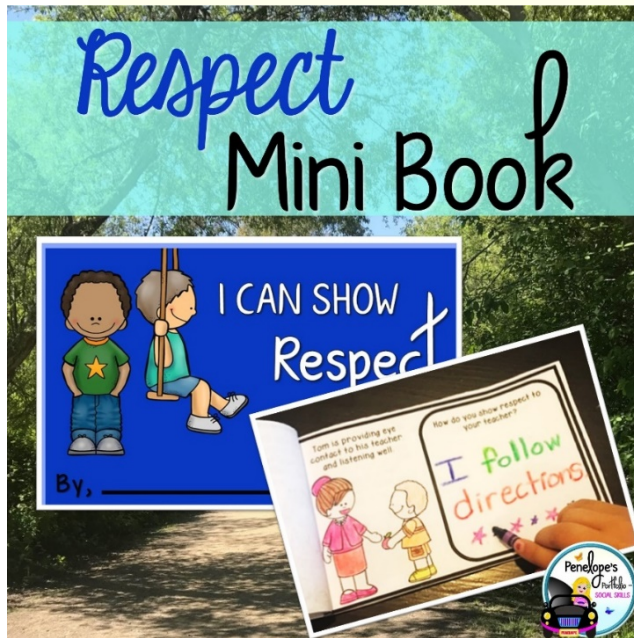
The Worst Day of My Life Ever! by Julia Cook

What is Everybody Did That? by Ellen Javernick



you may also like:

(Click to view)





Respect Packet!

© 2015 Jennifer Jones @ Penelope's Portfolio-Social Skills

THANK YOU!

Thank you for downloading my *Respect Packet!* It is my sincere hope that you enjoy this product and find it useful. View packet for directions and suggested activities. Visit my store to purchase similar Character Education Packets, Awards, Posters, and Virtues. If you have any questions regarding this resource, please contact me.

Jennifer Jones

penelopesportfolio@outlook.com

[CLICK HERE TO FOLLOW MY STORE](#)

TERMS OF USE:

All rights reserved. By downloading this product, you have purchased the right to use it for your own personal use in your home, clinic or single classroom use. Permission is given to reproduce these pages in limited quantities. Duplication for an entire school, school system or for commercial purposes is forbidden without written permission from the author. Copying any part of this product and placing on the internet is forbidden and a violation of Digital Millennium Copyright Act (DMCA). If you would like to share this resource with another colleague, please purchase an additional license.

MY LINKS:



[Facebook](#)



[TpT Store](#)



[Pinterest](#)



[My Blog](#)



[Instagram](#)



[Google +](#)




[Bloglovin'](#)

If you enjoy this product, please leave feedback on TpT!





GRAPHICS AND FONTS BY



Audrey Matheney: <https://www.teacherspayteachers.com/Store/Audrey-Matheney>

Digital Curio: <https://www.teacherspayteachers.com/Store/Digital-Curio>

First Grade A to Z: <https://www.teacherspayteachers.com/Store/First-Grade-A-To-Z>

Mrs. Fun's Classroom: <https://www.teacherspayteachers.com/Store/Mrs-Fun>

ReviDevi: <https://www.teacherspayteachers.com/Store/Revidevi>

Worksheetjunkie: <https://www.teacherspayteachers.com/Store/Worksheetjunkie>

